

2026

Point in Time (PIT)

Count Briefing

Washoe County Human Services Agency
Division of Housing and Homeless Services

THE
NORTHERN NEVADA
CONTINUUM OF CARE



Methodology Summary



Point In Time Count

- ❖ Sheltered count conducted annually as required by the US Department of Housing and Urban Development
 - ❖ Unsheltered count required at least every other year
 - ❖ No unsheltered count conducted in 2025
- ❖ Count must be conducted during the last 10 days in January unless a waiver is granted, per HUD
 - ❖ Statewide, the PIT count was conducted on January 29, 2026
- ❖ Sheltered data is gathered through HMIS and agency submissions
- ❖ Unsheltered count conducted in person

Unsheltered



- ❖ 61 Street Outreach Workers and Case Managers assisted with the 2026 Unsheltered PIT Count
- ❖ The 2026 PIT Count benefited from the support of numerous regional partners, with particularly significant contributions from the Washoe County Sherriff's Office HOPE Team
- ❖ Their involvement was essential to planning and implementing our expanded coverage approach and accessing harder to reach areas within the county
- ❖ Thanks to their dedication, this year's effort resulted in our most comprehensive count to date



2019-2026 Point in Time



PIT Count Sheltered and Unsheltered 2019-2026



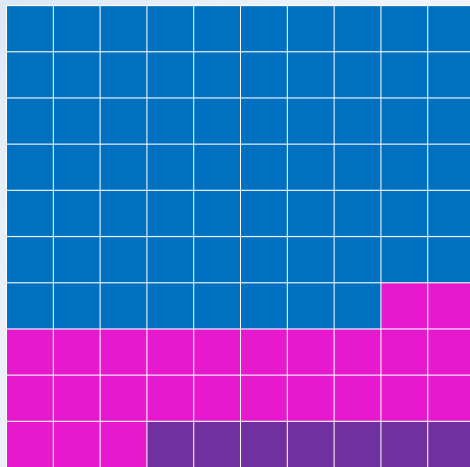
*No unsheltered count conducted in 2025

Unsheltered



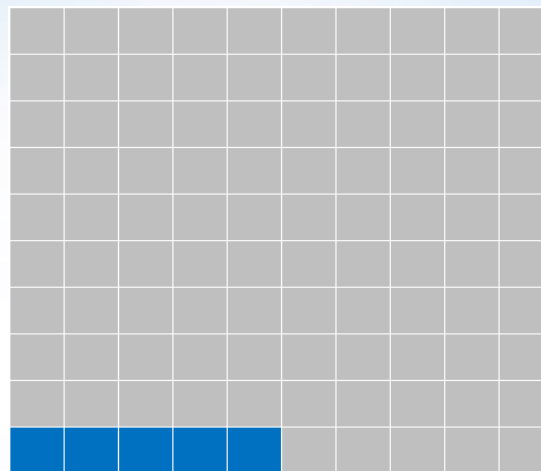
Point In Time Count : 341 People Counted

Gender



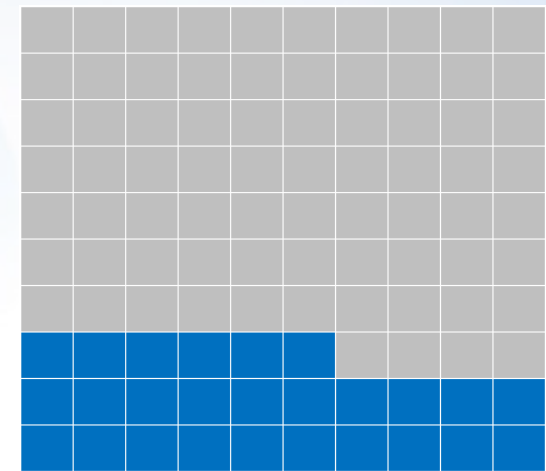
Male: 68%
Female: 25%
Data not collected: 7%

Veterans



Veterans: 18 individuals, 5%

Chronically Homeless



Chronically homeless:
88 individuals, 26%

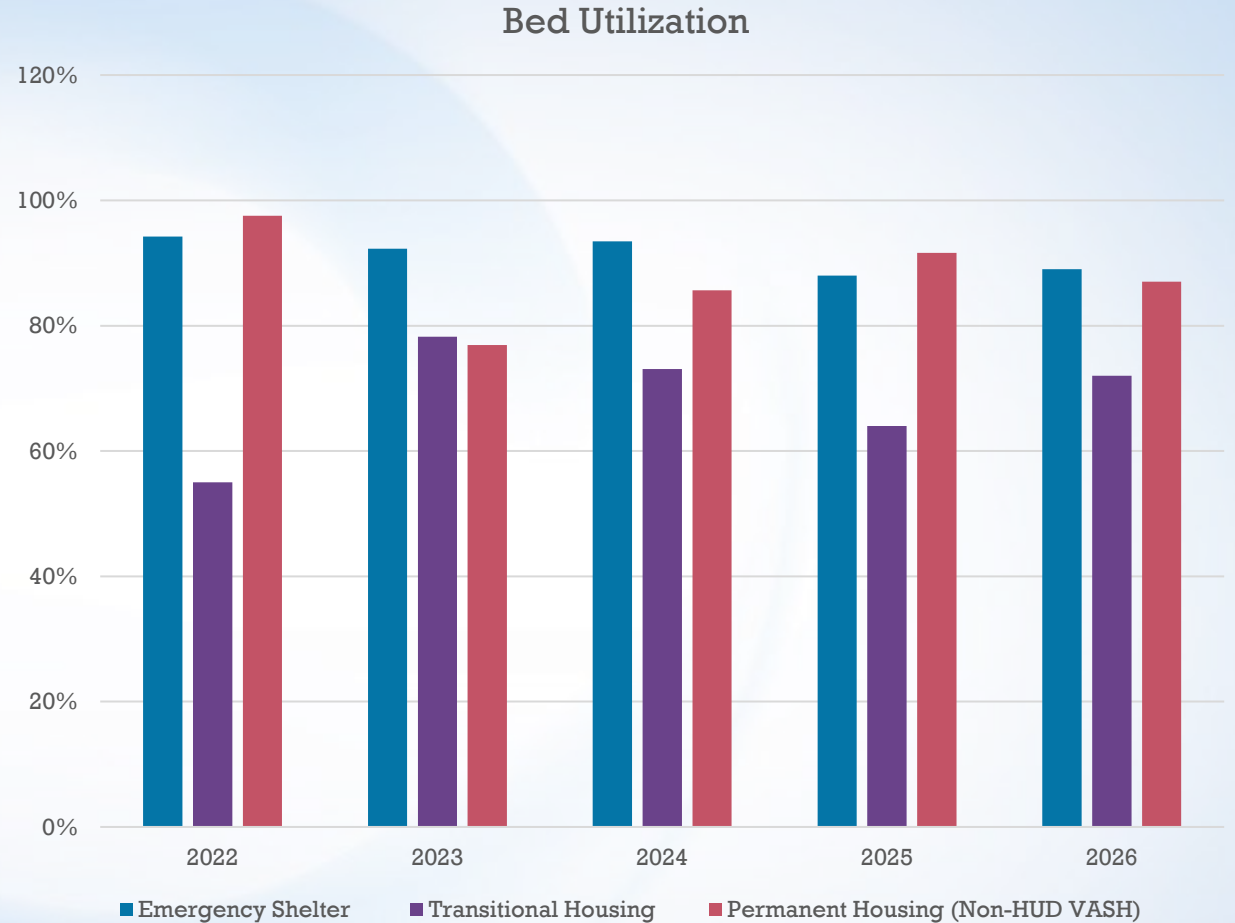
22 individual decrease compared to 2024 PIT Count
*No Unsheltered count conducted for 2025



Bed Utilization



- **Emergency Shelter Bed Utilization**
 - 1,162 beds available
 - 89% Utilization Rate
- **Transitional Housing Bed Utilization**
 - 580 Beds available
 - 72% Utilization Rate
- **Permanent Housing Bed Utilization**
 - 441 Beds Available (does not include HUD VASH)
 - 87% Utilization Rate
- **All Bed Type Utilization**
 - 2,627 Beds Available
 - 87% Utilization Rate



Inflow versus Outflow



- ❖ Inflow is people falling into homelessness, outflow is when people are housed or become inactive in the system
- ❖ The number of people experiencing homelessness will increase when inflow exceeds outflow
- ❖ When people fall into homelessness, emergency shelter is utilized to meet the immediate need of providing shelter while more permanent solutions are pursued
- ❖ Ideally, inflow would be zero in our community. Second to that goal, we want to be able to house people who fall into homelessness quickly

Conclusions



- ❖ The total number of sheltered people counted is largely consistent with prior year
 - ❖ There is an increased number of people in Transitional Housing in 2026
 - ❖ 147 Transitional Housing beds added to the 2026 inventory from 2025 HIC
- ❖ Utilization overall remains high for Emergency Shelter and Permanent Housing program types, Transitional Housing continues to have the lowest utilization rate
- ❖ Having 90% of providers enter data into HMIS allows the CoC to analyze communitywide trends more frequently than annually
- ❖ Affordable housing stock for extremely low-income populations (30% or less) must increase to see further improvements in reducing the number of people experiencing homelessness

Thank you

Questions? Please email:

Regionalhomelesservices@washoecounty.gov

